

STAINLESS STEEL KITCHEN SINK 20 1/8"

Drop-in Series

- 20 Gauge Stainless Steel
- 18-8 Chrome Nickel content
- Single bowl sink
- Installation hardware, template and instructions included
- **Waste fitting not included, must be ordered separately**
- **24" cabinet required**

Nominal Dimensions:

20 1/8" x 20 9/16" x 10"

Bowl Size:

18" wide

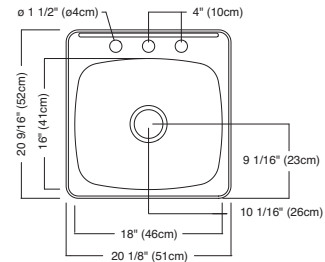
16" front to back

10" deep

Compliance Certifications:

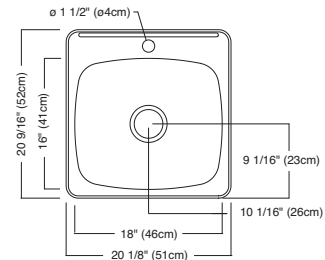
IMPORTANT: Dimensions of fixtures are nominal and may vary within the range of tolerances established by ASME A112.19.3

These measurements are subject to change or cancellation. No responsibility is assumed for use of superseded or voided leaflet.



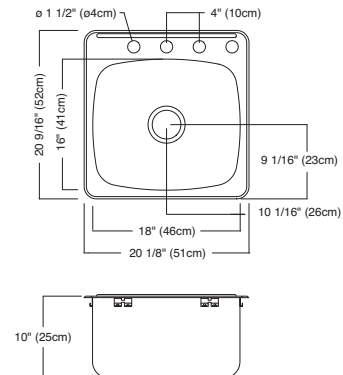
23SB.202083.290

Standard drilling:
3 hole



23SB.202011.290

Optional drilling:
1 hole on center



23SB.202084.290

Optional drilling:
4th hole on right

To Be Specified:

791566-0750A



Stainless steel waste fitting